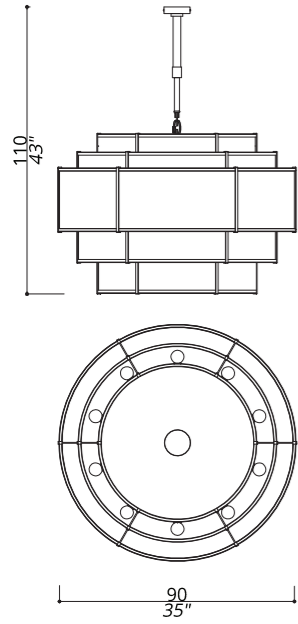


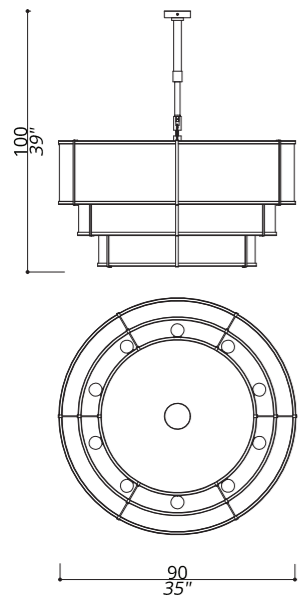
# NEST



**4111-G1-22** CHANDELIER 5 SHADES COMPOSITION. CEILING ROD CUSTOMIZABLE ON REQUEST. 20 LIGHTS TYPE E14

STRUCTURE AND CONNECTION BOX IN F\_16 (LIGHT GOLD FINISH). CENTRAL SHADE IN TS\_31 (THICK CREAM SATIN); UPPER AND LOWER SHADES IN TS\_22 (IVORY TREVIRA WAVE). LIGHT DIFFUSER DISK UPHOLSTERED IN WHITE COTTON.

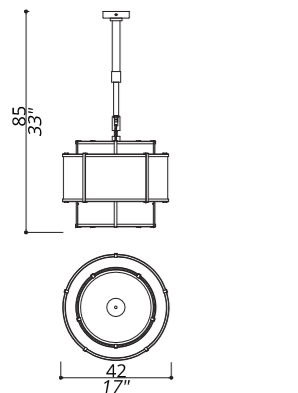
**4111-BB-02 PLISSÉ** STRUCTURE AND CONNECTION BOX IN F\_10 (NATURAL BRASS). CENTRAL SHADE IN TS\_30 (THICK BEIGE SATIN); UPPER AND LOWER SHADES IN TS\_02 (BEIGE CREPON, PLISSÉ ONLY). LIGHT DIFFUSER DISK UPHOLSTERED IN WHITE COTTON.



**4112-BB-02 PLISSÉ** CHANDELIER 3 SHADES COMPOSITION. CEILING ROD CUSTOMIZABLE ON REQUEST. 10 LIGHTS TYPE E14

STRUCTURE AND CONNECTION BOX IN F\_10 (NATURAL BRASS). BIGGER SHADE IN TS\_07 (PINK CHINETTE); LOWER SHADES IN TS\_02 (BEIGE CREPON, PLISSÉ ONLY). LIGHT DIFFUSER DISK UPHOLSTERED IN WHITE COTTON.

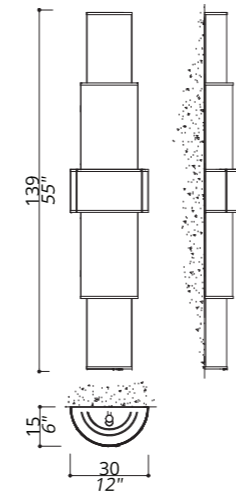
**4112-GG-02 PLISSÉ** STRUCTURE AND CONNECTION BOX IN L\_15 (SATIN GOLD VARNISH). BIGGER SHADE IN TS\_30 (THICK BEIGE SATIN); LOWER SHADES IN TS\_02 (BEIGE CREPON, PLISSÉ ONLY). LIGHT DIFFUSER DISK UPHOLSTERED IN WHITE COTTON.



**4113-GG-30** PENDANT 3 SHADES COMPOSITION. CEILING ROD CUSTOMIZABLE ON REQUEST. 4 LIGHTS TYPE E14

STRUCTURE AND CONNECTION BOX IN L\_15 (SATIN GOLD VARNISH). BIGGER SHADE IN TS\_30 (THICK BEIGE SATIN); UPPER AND LOWER SHADES IN TS\_11 (ALABASTER TAFFETA). LIGHT DIFFUSER DISK UPHOLSTERED IN WHITE COTTON.

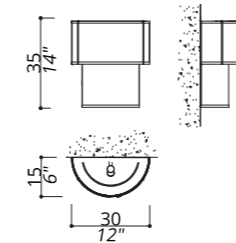
**4113-G1-22** STRUCTURE AND CONNECTION BOX IN F\_16 (LIGHT GOLD FINISH). CENTRAL SHADE IN TS\_31 (THICK CREAM SATIN); UPPER AND LOWER SHADES IN TS\_22 (IVORY TREVIRA WAVE). LIGHT DIFFUSER DISK UPHOLSTERED IN WHITE COTTON.



**4121-G1-22** WALL LAMP 5 SHADES COMPOSITION. 10 LIGHTS TYPE G9

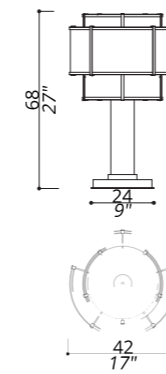
STRUCTURE IN F\_16 (LIGHT GOLD FINISH); INNER WALL FIXTURE IN WHITE VARNISH. CENTRAL SHADE IN TS\_31 (THICK CREAM SATIN); UPPER AND LOWER SHADES IN TS\_22 (IVORY TREVIRA WAVE).

**4121-BB-24** STRUCTURE IN F\_10 (NATURAL BRASS); INNER WALL FIXTURE IN WHITE VARNISH. CENTRAL SHADE IN TS\_31 (THICK CREAM SATIN); UPPER AND LOWER SHADES IN TS\_24 (GOLD TREVIRA WAVE).



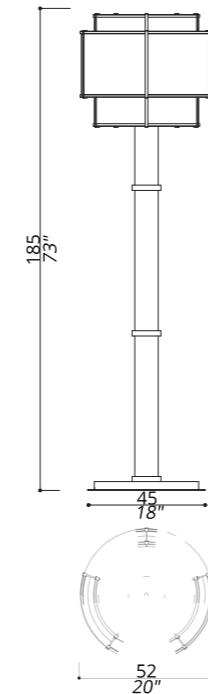
**4121-BB-24** WALL LAMP 2 SHADES COMPOSITION. 2 LIGHTS TYPE G9

STRUCTURE IN F\_10 (NATURAL BRASS); INNER WALL FIXTURE IN WHITE VARNISH. CENTRAL SHADE IN TS\_31 (THICK CREAM SATIN); UPPER AND LOWER SHADES IN TS\_24 (GOLD TREVIRA WAVE).



**4131-GG-02 PLISSÉ** TABLE LAMP STRUCTURE IN L\_15 (SATIN GOLD VARNISH); CALACATTA MARBLE BASE. CENTRAL SHADE AND ROD IN TS\_30 (THICK BEIGE SATIN); UPPER AND LOWER SHADES IN TS\_02 (BEIGE CREPON, PLISSÉ ONLY). LIGHT DIFFUSER DISK UPHOLSTERED IN WHITE COTTON. 4 LIGHTS TYPE E14

**4131-G1-22** STRUCTURE IN F\_16 (LIGHT GOLD FINISH); CALACATTA MARBLE BASE. CENTRAL SHADE IN TS\_22 (IVORY TREVIRA WAVE); ROD, UPPER AND LOWER SHADES IN TS\_31 (THICK CREAM SATIN). LIGHT DIFFUSER DISK UPHOLSTERED IN WHITE COTTON.



**4141-GG-02 PLISSÉ** FLOOR LAMP STRUCTURE IN L\_15 (SATIN GOLD VARNISH); CALACATTA MARBLE BASE. CENTRAL SHADE AND ROD IN TS\_30 (THICK BEIGE SATIN); UPPER AND LOWER SHADES IN TS\_02 (BEIGE CREPON, PLISSÉ ONLY). LIGHT DIFFUSER DISK UPHOLSTERED IN WHITE COTTON. 4 LIGHTS TYPE E14

**4141-G1-22** STRUCTURE IN F\_16 (LIGHT GOLD FINISH); CALACATTA MARBLE BASE. CENTRAL SHADE AND ROD IN TS\_31 (THICK CREAM SATIN); UPPER AND LOWER SHADES IN TS\_22 (IVORY TREVIRA WAVE). LIGHT DIFFUSER DISK UPHOLSTERED IN WHITE COTTON.